

Solid Waste Management District

Carri L. Stanley, Assistant County Administrator

A department under the Board of County Commissioners
Doris I. Herringshaw, Ed.D. Craig LaHote Dr. Theodore H. Bowlus



WOOD COUNTY SOLID WASTE MANAGEMENT DISTRICT **POLICY COMMITTEE MEETING** **November 4, 2019**

The Wood County Solid Waste Management District Policy Committee met on the 4th day of November 2019. Commissioner Ted Bowlus called the meeting to order at 8:30 a.m. The following members were present: Commissioner Bowlus, Mayor Dick Edwards, Lana Glore, Nicki Kale, Lori Carson, and Judy Hagen. Additional persons were in attendance as listed on the attached roster. The Agenda was as follows:

- I. *Introduction:* Commissioner Bowlus introduced Ms. Carri Stanley, Assistant County Administrator and Director for the Solid Waste Management District, who began employment with the Office on September 16. Ms. Stanley introduced Hannah Smith, the District's Recycling Outreach Coordinator, who was hired on May 28.
- II. *Approval of February 11, 2019 Meeting Minutes.* Mayor Edwards moved that the minutes be approved and Nicki Kale seconded the motion. All members present voted aye and the motion carried.
- III. *Solid Waste Management District Update:* Ms. Stanley reported on the following:

Expiration of Two-Year Term Members: Nicki Kale (term ends November 2019), Judy Hagen (term ends December 2019), and Lori Carson (term ends December 2019) have expressed willingness to serve another term. Mayor Edwards made a motion to approval renewal of the three memberships and Lana Glore seconded the motion. All members present voted aye and the motion carried.

2019 Annual District Report: Preparation will begin in December, checking the industrial/commercial contact listing and preparing the letters which will be sent with the surveys to the residential and industrial/commercial contacts. The report is due June 1, 2020.

Residential 24/7 Permanent Recycling Locations Update: Collection results were reviewed (attached). The program continues to grow and be successful. Ms. Stanley visited the Pemberville and Luckey locations and was pleased with the clean conditions. She expressed thanks to the community groups who maintain the drop-off sites. Ms. Smith has performed audits on several of the sites and reported that some are very clean with little contamination and others are more problematic. More education and awareness is focused on particular areas to resolve these issues. The District has also placed additional signage at the Perrysburg Township location to deter residents from placing recyclables on the ground. Ms. Stanley reported that some sites are more susceptible to the wind. Ten bar locks have been purchased and will be installed on containers in Custar and Pemberville.

Recycling Outreach Update: Ms. Smith presented her report (attached). Staff experienced an increase in outreach at the Wood County Fair with the District's new location (across from the Township Association Building). Upcoming events include the personal shredding collection event at Job & Family Services on November 16.

Ohio EPA Recycling & Litter Prevention Grants: Applications for 2020 funding are due February 1, 2020.

September YTD Financials: Patti Bowsher presented a report comparing the District's 2015-2019 September year-to-date revenue, expenses, and cash balance (attached).

IV. *Landfill/Recycling Updates:* Ms. Stanley reported the Wood County Landfill will start the bid process in early 2020 for the liner installation as part of the capping construction. Construction was postponed in 2019 due to excessive rain. A response from the Ohio EPA is expected in early 2020 regarding the Landfill's permit-to-install application. This will allow for expansion and enough space for disposal over the next 100 years.

V. *Other Business:* Judy Hagen introduced Rob Ross who has been hired as the Director of Public Service for Perrysburg.

Amanda Gamby reported that the City of Bowling Green is currently accepting proposals for processing of recyclables collected curbside.

Lori Carson mentioned she would expect over the next five years to see dramatic changes to how waste is generated, addressing packaging manufacturer responsibility, and how to keep packaging out of the landfill. She said there is a lot of discussion currently regarding plastic made items such as single-use bottles, bags, etc.

Members present agreed to the following meeting dates for 2020: Monday, February 10 @ 8:30 A.M. and Monday, November 2, 2020 @ 8:30 A.M.

VI. *Adjournment:* Meeting adjourned at 8:52 a.m.

Attachments: Attendance Roster
 24/7 Permanent Recycling Locations 2018-2019 Comparison
 All Drop-off Locations 2018-2019 Comparison
 Recycling Outreach Update
 September Financials Comparison

WOOD COUNTY SWMD POLICY COMMITTEE MEETING

The following persons were in attendance at the meeting of the Wood County Solid Waste Management District Policy Committee, held in the Wood County Commissioners' Hearing Room on **MONDAY, NOVEMBER 4, 2019 @ 8:30 A.M.**

NAME _____

ADDRESS/DEPARTMENT

Joe Fawcett

City of BB

Drk Channels

City

Amela Gamby

City

Александр Касимов

Wood Cement

Lana Gore

Wood Co. Health Dept.

LORI CARSON

PHX TECH, BG

NICKI KALE

Two

Rob Ross

Perrysburg City

Judy Hager

Pennyshe city

**WOOD COUNTY SOLID WASTE MANAGEMENT DISTRICT
MONTHLY/PERMANENT RECYCLING COLLECTION
2018 - 2019 (through September)**

MONTH	2018		2019		DIFFERENCE	INCREASE/
	BGRC/REPUBLIC		REPUBLIC		(IN TONS)	DECREASE
	POUNDS	TONS	POUNDS	TONS		
January	9,700	4.85	110,440	55.22	50.37	1039%
February	15,640	7.82	62,540	31.27	23.45	300%
March	11,850	5.93	109,520	54.76	48.84	824%
April	13,240	6.62	101,160	50.58	43.96	664%
May	12,600	6.30	145,980	72.99	66.69	1059%
June	13,800	6.90	125,520	62.76	55.86	810%
July *	55,940	27.97	144,920	72.46	44.49	159%
August	74,280	37.14	130,460	65.23	28.09	76%
September	86,600	43.30	103,140	51.57	8.27	19%
October	74,360	37.18	-	-	-	-
November	93,900	46.95	-	-	-	-
December	99,180	49.59	-	-	-	-
	561,090	280.55	1,033,680	516.84	370.02	

* BGRC through 6/24/18, Republic beginning 6/25/18.

Note: Data reflects numbers from those participating in new locations only (does not include North Baltimore, Owens College or N.A.T.). Assumes Rudolph, Jerry City, Portage, and Stony Ridge residents are utilizing new program.

TOTAL '18 through September = 293,650 POUNDS/146.83 TONS

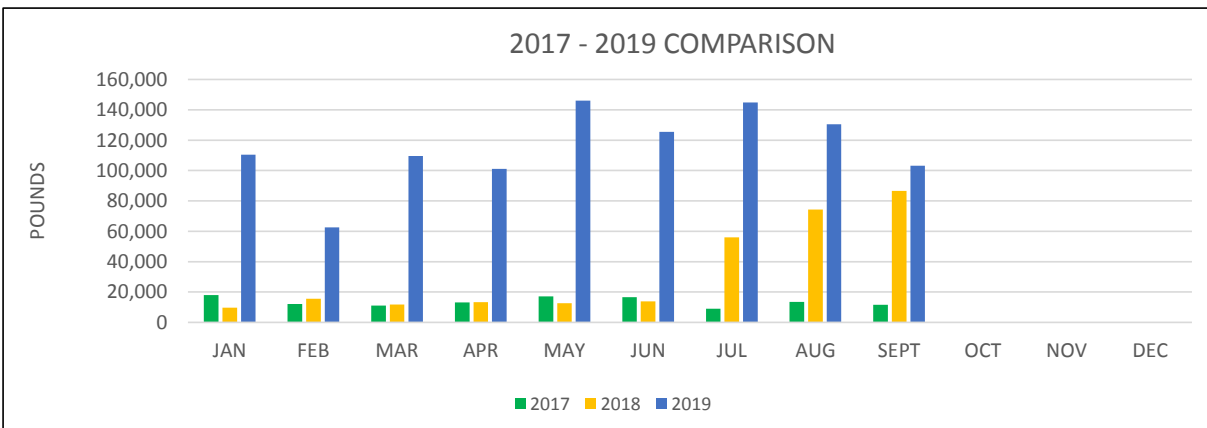
TOTAL '19 through September = 1,033,680 POUNDS/516.84 TONS

DIFFERENCE = 740,030 POUNDS/370.02 TONS

INCREASE = 252 %

2017 - 2019 COMPARISON (In Pounds)

	<u>2017</u>	<u>2018</u>	<u>2019</u>
JAN	17,960	9,700	110,440
FEB	12,080	15,640	62,540
MAR	11,160	11,850	109,520
APR	13,200	13,240	101,160
MAY	17,060	12,600	145,980
JUN	16,560	13,800	125,520
JUL	9,080	55,940	144,920
AUG	13,440	74,280	130,460
SEPT	11,660	86,600	103,140
OCT	-	-	-
NOV	-	-	-
DEC	-	-	-
TOTAL	122,200	293,650	1,033,680



FOR COMPARISON PURPOSES ONLY:

Total volume including North Baltimore

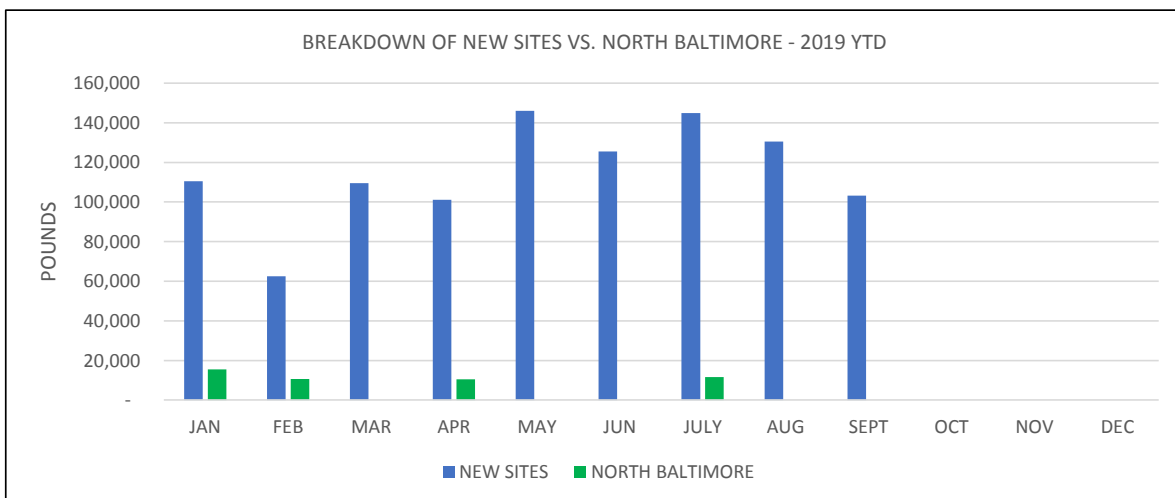
MONTH	2018 *		2019		DIFFERENCE		INCREASE
	ALL LOCATIONS		ALL LOCATIONS				
	POUNDS	TONS	POUNDS	TONS	POUNDS	TONS	
January	18,220	9.11	126,000	63.00	107,780	53.89	592%
February	28,889	14.44	73,279	36.64	44,390	22.20	154%
March	32,786	16.39	109,520	54.76	76,734	38.37	234%
April	25,357	12.68	111,661	55.83	86,304	43.15	340%
May	26,200	13.10	145,980	72.99	119,780	59.89	457%
June	46,892	23.45	125,520	62.76	78,628	39.31	168%
July **	58,140	29.07	156,539	78.27	98,399	49.20	169%
August	107,958	53.98	130,460	65.23	22,502	11.25	21%
September	102,915	51.46	103,140	51.57	225	0.11	0.22%
October	91,588	45.79	-	-	-	-	-
November	113,410	56.71	-	-	-	-	-
December	114,940	57.47	-	-	-	-	-
	767,295	383.65	1,082,099	541.05	634,742	317.37	

* North Baltimore not part of new 24/7 mixed recycling locations. N.A.T. closed recycling drop-off 11/1/2018.

** New 24/7 mixed recycling locations started June 25, 2018.

BREAKDOWN OF NEW SITES VS. NORTH BALTIMORE - 2019 YTD

	NEW SITES	NORTH BALTIMORE	TOTAL COLLECTED
JAN	110,440	15,560	126,000
FEB	62,540	10,739	73,279
MAR	109,520	-	109,520
APR	101,160	10,501	111,661
MAY	145,980	-	145,980
JUN	125,520	-	125,520
JULY	144,920	11,619	156,539
AUG	130,460	-	130,460
SEPT	103,140	-	103,140
OCT			
NOV			
DEC			



Technical Assistance, Education, & Awareness Report – November 4, 2019

- Hannah Smith start date: May 28, 2019

A. Past Events

- a. Wood County Employee Fair 6/11
- b. Perrysburg Farmers Market 7/11
- c. Bowling Green Farmers Market 7/17
- d. Wood County Fair 7/29 – 8/5
- e. Pemberville Fair 8/14 – 8/17
- f. Rossford Farmers Market 8/21
- g. Black Swamp Fest 9/6 – 9/8
- h. Folklore Fest 10/19

B. 2019 Wood County Fair

This year the SWMD moved to a new location, across from the Republican and Democrat booths. The new site increased traffic and visibility. We spoke with the public to promote the 24/7 Recycling bins throughout the county and discourage contamination. We had several new outreach items to disseminate. Overall, we interacted with the public 1,274 times and were able to divert 1,873 pounds of recyclables from the landfill with our Clear Streams program during the Fair.

C. Presentations and Tours

- a. 17 presentations
- b. 8 tours

D. Advertising

- a. SWMD has a monthly spot on Clint Corpe's 88.1 WBGU radio show. He also promotes "bullet-point" items throughout the month to increase awareness of SWMD issues and events. Appeared on 106.5 "For a Green Future" radio show to promote 24/7 Recycling bins on 9/8. Submitted articles on the importance of recycling right for Village of Custar newsletter and Sentinel-Tribune.

E. Upcoming Events and Educational Outreach


- a. All-Shred Event at JFS – 11/16
- b. 2020 OEPA Recycling & Litter Prevention Grant – 11/4
- c. 15 BG Recycling Center Tours scheduled for November

RECYCLE WOOD COUNTY!

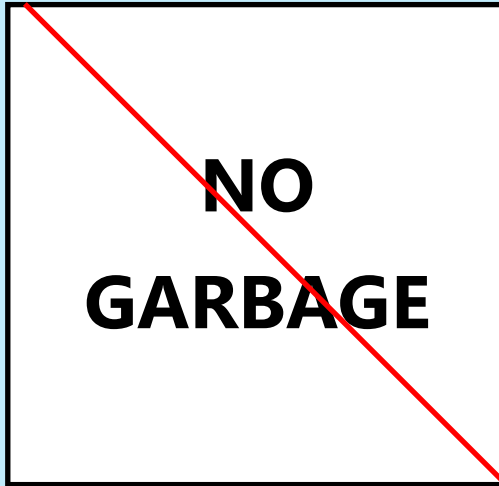
24 HOUR/7 DAYS A WEEK DROP OFF



**DO NOT LEAVE ANYTHING
OUTSIDE OF CONTAINERS**




**BREAKDOWN
CARDBOARD
BOXES**



**ONLY ACCEPTED
RECYCLABLES!**



**NO BAGGED
RECYCLABLES**



**NO SHREDDED
PAPER**



**NO PLASTIC
BAGS**

Thank you for recycling responsibly!

**For more information or to report illegal
dumping, contact the Solid Waste Management
District at 419.354.9297
or visit www.recyclewoodcounty.org**

Solid Waste Management District (090):

	YTD Receipts	YTD Disbursements	Unencumbered Balance
2015	\$ 567,005.51	\$ 377,208.22	\$ 658,863.64
2016	\$ 494,303.50	\$ 377,973.34	\$ 767,974.75
2017	\$ 472,550.70	\$ 384,152.90	\$ 775,517.67
2018	\$ 428,787.54	\$ 400,507.48	\$ 689,888.05
2019	\$ 440,289.86	\$ 394,301.70	\$ 716,661.28
Difference	\$ 11,502.32	\$ (6,205.78)	\$ 26,773.23

